





Hand Wash Station

LAV9C1200

Two User Stainless Lavatory

 <p>Dimensions</p> <p>47 1/4" x 19 5/8" x 11 3/8"</p>	 <p>Technical</p> <p>2 x 1 1/4" Tail Piece</p>	 <p>Materials</p> <p>AISI 304 Stainless Steel</p>	 <p>Not Compliant</p>
---	--	---	---

Material and Construction

The LAV9C1200 is made from AISI304, 18 gauge stainless steel. The stainless steel is finished to a brushed finish.

The handwash station has a two round bowls with a 14 1/8" diameter. The bowls are 5 7/8" deep. The wash station has a 3 3/4" backsplash and the front of the unit is rounded.

The unit is mounted on two brackets and is further anchored to the wall and supported with stainless steel brackets that are integral to the unit. The unit comes standard with a straight brass 1 1/4" tail piece without overflow.

Activation & water distribution

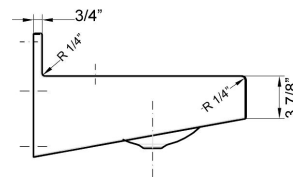
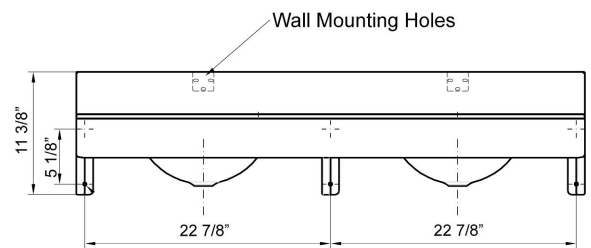
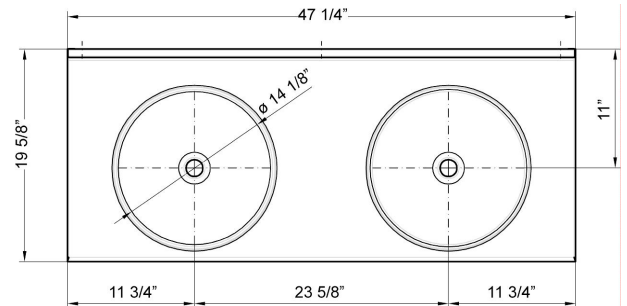
The LV9C12000 can be supplied with any of AquaDesign's electronic faucets.

As an alternate theLAV9C1200can also be punched for center set, 4" center or 8" center faucets by others.

Application



The lavatory is intended for handwashing only. It is not to be used to dispense water for human consumption either by drinking or use in the preparation of food or beverages.



001 Base Model Number (must specify)	
<input type="checkbox"/>	LAV9C1200 Two User Lavatory
002 Faucets	
<input type="checkbox"/>	-L6 2 x Line 6 Faucets
<input type="checkbox"/>	-L7 2 x Line 7 Faucets
<input type="checkbox"/>	-L8 2 x Line 8 Faucets
<input type="checkbox"/>	-L9 2 x Line 9 Faucets
003 Hole Punching	
<input type="checkbox"/>	-CS Punched for Center Set Faucets
<input type="checkbox"/>	-4C Punched for 4" Center Faucets



WARNING: Cancer and Reproductive Harm
www.P65Warnings.ca.gov